

SCHOOL STATISTICS 2024



Ministry of Education
Republic of Maldives
www.moe.gov.mv



Produced and Published By:
Policy, Planning and Research Division
Ministry of Education
8th Floor, Velaanaage
Ameer Ahmed Magu
Malé 20094, Republic of Maldives
Google Plus Code: 5GH7+75 Malé
Tel: +960 332 3262
E-mail Address: planning@moe.gov.mv
Website: www.moe.gov.mv

School Statistics 2024





Foreword

School statistics are essential for achieving the education sector targets aligned with the Government's commitments. Since 1986, the Ministry of Education has published the School Statistics series, providing policymakers, educational planners, administrators, researchers, and other stakeholders with comprehensive data to support informed decision-making. Reliable statistical information is critical for measuring progress, managing resources, and guiding strategic initiatives, thereby shaping both scientific and societal advancements.

The Ministry of Education is pleased to present *School Statistics 2024*, compiled using data as of November 2024, representing the academic year 2024. This latest edition offers a comprehensive overview of school-based data, enabling government agencies, non-governmental organizations, private sector partners and international partners to plan and implement programmes and projects more effectively in support of the nation's educational development.

The Policy, Planning and Research Division of the Ministry of Education extends its sincere appreciation to all schools for their cooperation in providing the data required for this report. Acknowledgement is also due to the various bodies within the Ministry for their contributions throughout the preparation of this report. The Ministry further expresses its gratitude to the Maldives Bureau of Statistics (MBS) for providing their support.

It is hoped that *School Statistics 2024* will serve as a vital reference, offering significant insights to all stakeholders engaged in the advancement of education in the Maldives.



Table of Contents

Foreword	3
Glossary	6
Student Enrolment Overview	7
Teacher Workforce Overview	8
Schools Overview	9
Student Enrolment by Gender, Key stage, Sector and Locality	10
Student Enrolment by Grade, Sector and Gender	11
Schools and Student Enrolment by Sector and Locality	12
Schools by Sector and Locality	13
Student Enrolment by Grade and Locality	14
Nationwide Pre-Primary Student Enrolment by Age and Grade	17
Nationwide Primary Student Enrolment by Age and Grade	18
Nationwide Secondary Student Enrolment by Age and Grade	19
Nationwide Higher Secondary Student Enrolment by Age and Grade	20
Gross and Net Enrolment Ratios, and Gender Parity Index	21
Student Enrolment by Grade in Haa Alifu Atoll	22
Student Enrolment by Grade in Haa Dhaalu Atoll	23
Student Enrolment by Grade in Shaviyani Atoll	24
Student Enrolment by Grade in Noonu Atoll	25
Student Enrolment by Grade in Raa Atoll	26



Table of Contents

Student Enrolment by Grade in Baa Atoll	27
Student Enrolment by Grade in Lhaviyani and Kaafu Atoll	28
Student Enrolment by Grade in Alifu Alifu Atoll	29
Student Enrolment by Grade in Alifu Dhaalu Atoll	30
Student Enrolment by Grade in Vaavu and Meemu Atoll	31
Student Enrolment by Grade in Faafu and Dhaalu Atoll	32
Student Enrolment by Grade in Thaa Atoll	33
Student Enrolment by Grade in Laamu Atoll	34
Student Enrolment by Grade in Gaafu Alifu Atoll	35
Student Enrolment by Grade in Gaafu Dhaalu and Gnaviyani Atoll	36
Student Enrolment by Grade in Seenu Atoll and Greater Malé Region	37
Schools, Student Enrolment, and Teacher Distribution by Locality	38



Glossary

Pre-Kindergarten (Pre-K) – Includes Baby Nursery (BN) and Nursery (N).

Kindergarten (K) – Commonly referred to as the foundation stage in the Maldives. It includes Lower Kindergarten (LKG) and Upper Kindergarten (UKG).

Key Stage 1 (KS1) – Includes education levels Grades 1 to 3.

Key Stage 2 (KS2) – Includes education levels Grades 4 to 6.

Key Stage 3 (KS3) – Includes education levels Grades 7 to 8.

Key Stage 4 (KS4) – Includes education levels Grades 9 to 10.

Key Stage 5 (KS5) – Includes education levels Grades 11 to 12.

Community School – Schools jointly managed by both the government and the community.

Government School – A school fully funded and operated by the government.

Private School – A fee-charging school operated by private individuals or organizations, registered and regulated by the Ministry of Education in accordance with relevant laws and regulations.

Pre-Primary Education – Educational level covering Lower Kindergarten (LKG) and Upper Kindergarten (UKG).

Primary Education – Educational level covering Grades 1 to 6.

Secondary Education – Educational level covering Grades 7 to 10.

Higher Secondary Education – Educational level covering Grades 11 to 12.

Greater Malé Region – includes the national capital, Malé, together with Vilingili and Hulhumalé (Phase 1 and Phase 2)

Net Enrolment Ratio (NER) – Percentage of children within the official age group enrolled in the appropriate school level.

Gross Enrolment Ratio (GER) – Total Enrolment at a given level, regardless of age, expressed as a percentage of the population of the corresponding age group.

Gender Parity Index (GPI) – Ratio of female to male Enrolment at a specific education level.

Government Education-Mandated Grades – Compulsory education levels in the Maldives from LKG to Grade 10 (Between ages 4-16).



Student Enrolment Overview

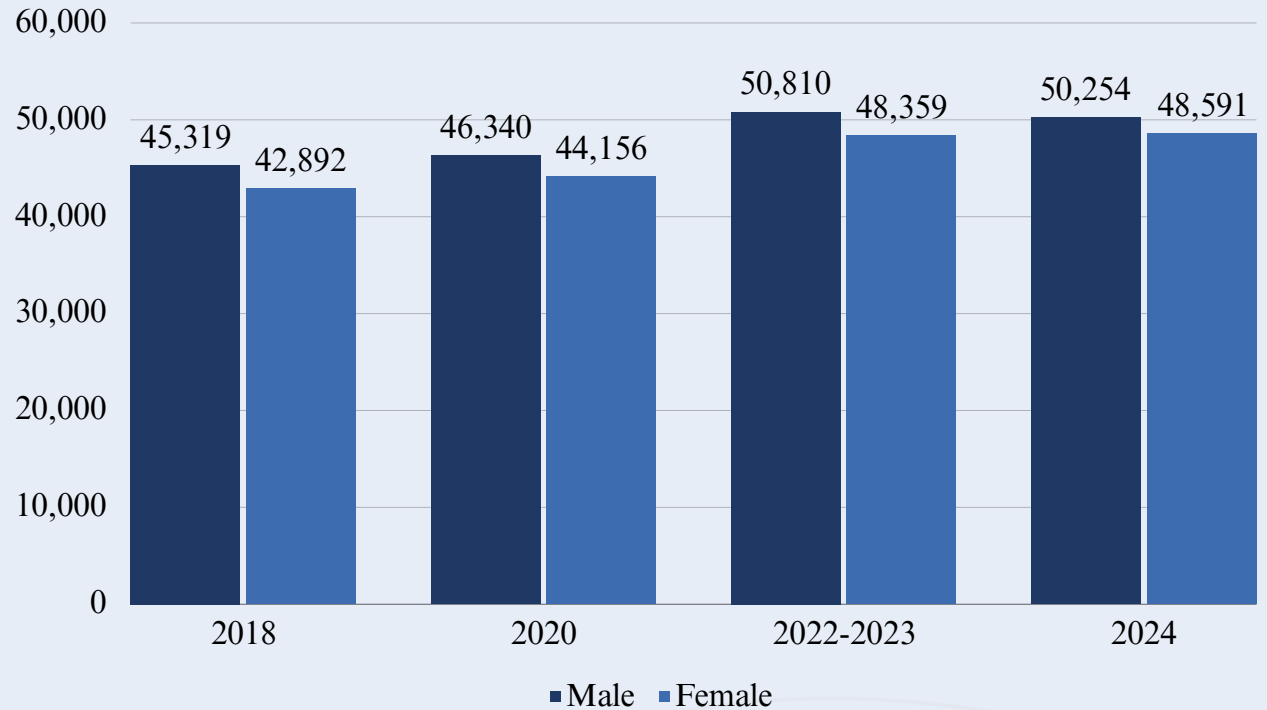


50,254
Male

48,591
Female

98,845
Students

Overall Student Enrolment by Gender 2018 - 2024



The chart above illustrates nationwide student Enrolment by gender, presenting data at two-year intervals from 2018 - 2024



Teacher Workforce Overview

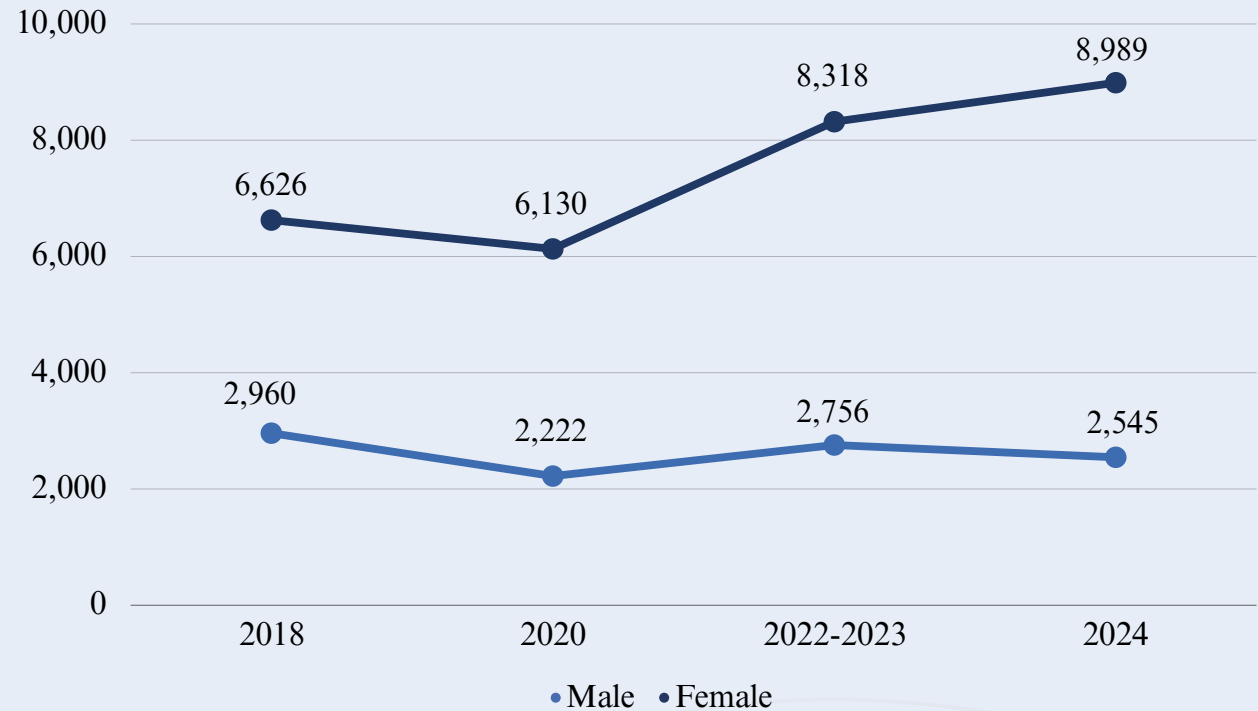


2,545
Male

8,989
Female

11,534
Teachers

Overall Teacher Workforce by Gender 2018 - 2024



The chart above illustrates the nationwide teacher workforce by gender, presenting data at two-year intervals from 2018 - 2024



Schools Overview

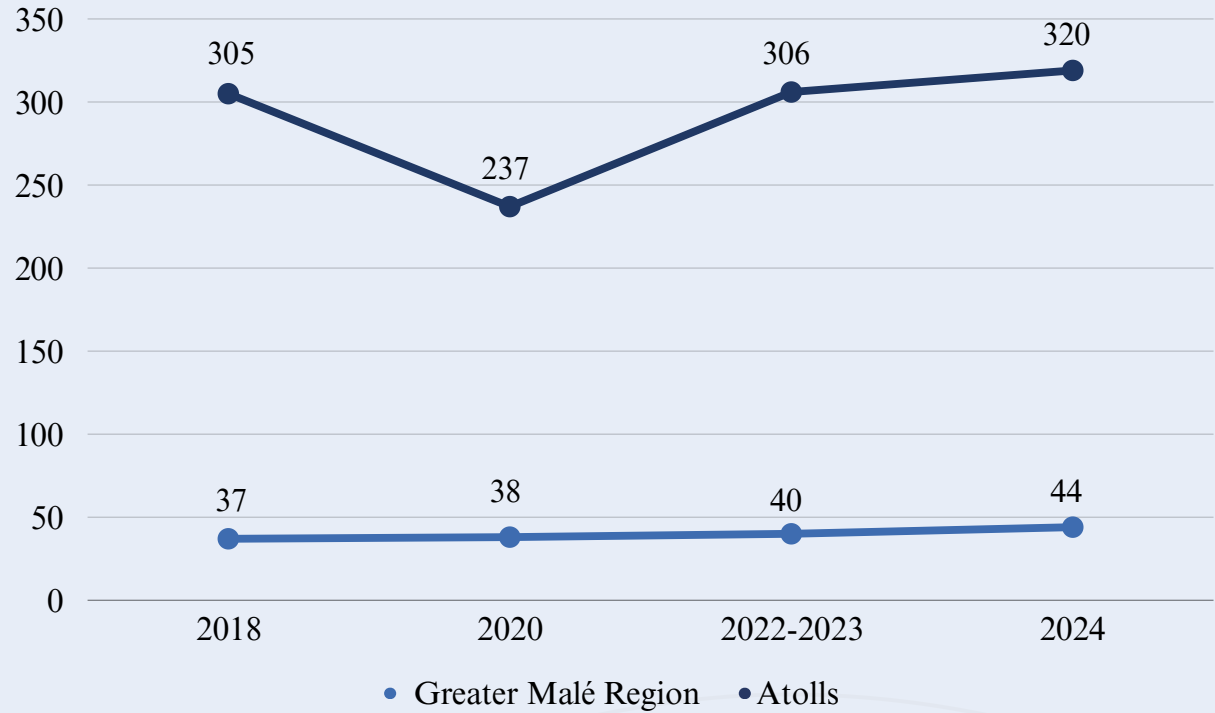


44
Greater
Malé
Region

364
Schools

320
Atolls

Overall Schools by Region 2018 - 2024



The chart above illustrates the nationwide schools (government, private and community) categorized into Greater Malé Region and other atolls, presenting data at two-year intervals from 2018 - 2024



Student Enrolment by Gender, Key Stage, Sector and Locality 2024

Number of Students by Gender and Key Stage - as of Nov 2024								
	Pre-K	K	KS1	KS2	KS3	KS4	KS5	Total
Male	4,181	5,691	11,581	11,383	7,855	7,323	2,240	50,254
Female	4,212	5,443	11,265	10,583	7,099	7,124	2,865	48,591
Total	8,393	11,134	22,846	21,966	14,954	14,447	5,105	98,845

Number of Students by Gender and Sector - as of Nov 2024				
	Community	Government	Private	Total
Male	2,739	41,386	6,129	50,254
Female	3,016	39,511	6,064	48,591
Total	5,755	80,897	12,193	98,845

Number of students by Sector and Key Stage - as of Nov 2024								
	Pre-K	K	KS1	KS2	KS3	KS4	KS5	Total
Community	2,732	914	349	389	335	428	608	5,755
Government	826	7,417	21,240	20,457	14,067	13,497	3,393	80,897
Private	4,835	2,803	1,257	1,120	552	522	1,104	12,193
Total	8,393	11,134	22,846	21,966	14,954	14,447	5,105	98,845

Number of students in Urban Centres by Key stage - as of Nov 2024								
	Pre-K	K	KS1	KS2	KS3	KS4	KS5	Total
Addu City	322	606	1,126	1,238	773	837	382	5,284
Fuvammulah City	219	324	513	576	360	436	108	2,536
Kulhudhuffushi City	134	356	652	689	500	447	133	2,911
Greater Malé Region	3,449	3,973	8,741	8,511	5,921	5,703	3,307	39,605
Thinadhoo City	157	194	340	323	232	217	33	1,496
Total	4,281	5,453	11,372	11,337	7,786	7,640	3,963	51,832



Student Enrolment by Grade, Sector and Gender 2024

Number of Students by Grade, Sector and Gender - as of Nov 2024																		
Sector	Gender	BN	N	LKG	UKG	GR1	GR2	GR3	GR4	GR5	GR6	GR7	GR8	GR9	GR10	GR11	GR12	Total
Government	M	17	404	1,459	2,328	3,272	3,404	4,097	3,439	3,508	3,680	3,805	3,603	3,509	3,373	946	542	41,386
	F	29	376	1,501	2,129	2,998	3,399	4,070	3,276	3,191	3,363	3,379	3,280	3,400	3,215	1,150	755	39,511
	T	46	780	2,960	4,457	6,270	6,803	8,167	6,715	6,699	7,043	7,184	6,883	6,909	6,588	2,096	1,297	80,897
Private	M	1,020	1,378	706	732	192	227	226	209	194	173	161	130	143	116	252	270	6,129
	F	1,065	1,372	678	687	178	210	224	206	162	176	127	134	147	116	266	316	6,064
	T	2,085	2,750	1,384	1,419	370	437	450	415	356	349	288	264	290	232	518	586	12,193
Community	M	518	844	184	282	55	51	57	50	61	69	69	87	89	93	105	125	2,739
	F	544	826	150	298	68	60	58	54	82	73	74	105	123	123	169	209	3,016
	T	1,062	1,670	334	580	123	111	115	104	143	142	143	192	212	216	274	334	5,755
Nationwide Total	M	1,555	2,626	2,349	3,342	3,519	3,682	4,380	3,698	3,763	3,922	4,035	3,820	3,741	3,582	1,303	937	50,254
	F	1,638	2,574	2,329	3,114	3,244	3,669	4,352	3,536	3,435	3,612	3,580	3,519	3,670	3,454	1,585	1,280	48,591
	T	3,193	5,200	4,678	6,456	6,763	7,351	8,732	7,234	7,198	7,534	7,615	7,339	7,411	7,036	2,888	2,217	98,845



Schools and Student Enrolment by Sector and Locality

2024

Student Enrolment by Sector and Locality as of Nov 2024													
Locality	GOVERNMENT			COMMUNITY			PRIVATE			TOTAL			
	Schools	Male	Female	Schools	Male	Female	Schools	Male	Female	Schools	Male	Female	Total
Greater Malé Region	19	13,939	13,211	3	335	282	22	5,773	6,065	44	20,047	19,558	39,605
Haa Alifu	14	1,898	1,795	7	115	114	2	64	68	23	2,077	1,977	4,054
Haa Dhaalu	15	2,839	2,930	5	66	89	3	109	118	23	3,014	3,137	6,151
Shaviyani	14	1,874	1,759	9	107	129				23	1,981	1,888	3,869
Noonu	13	1,561	1,531	10	132	122	2	25	9	25	1,718	1,662	3,380
Raa	16	2,226	2,149	6	104	119	4	65	73	26	2,395	2,341	4,736
Baa	13	1,293	1,283	7	90	77	2	27	24	22	1,410	1,384	2,794
Lhaviyani	4	995	997	1	15	22	1	49	48	6	1,059	1,067	2,126
Kaafu	9	1,559	1,410	5	114	80	2	34	41	16	1,707	1,531	3,238
Alifu Alifu	8	986	905	4	70	55	1	19	11	13	1,075	971	2,046
Alifu Dhaalu	10	1,203	1,115	6	102	109				16	1,305	1,224	2,529
Vaavu	5	199	187	2	15	15				7	214	202	416
Meemu	8	641	621	4	45	61				12	686	682	1,368
Faafu	5	739	693	2	34	26				7	773	719	1,492
Dhaalu	6	751	742	3	37	27				9	788	769	1,557
Thaa	13	1,295	1,218	8	110	113				21	1,405	1,331	2,736
Laamu	13	1,783	1,603	6	61	67	5	131	124	24	1,975	1,794	3,769
Gaafu Alifu	9	1,023	943	3	23	22	2	58	60	14	1,104	1,025	2,129
Gaafu Dhaalu	11	1,452	1,351				3	108	119	14	1,560	1,470	3,030
Gnaviyani	4	968	955				3	288	325	7	1,256	1,280	2,536
Seenu	8	2,162	2,113				4	543	466	12	2,705	2,579	5,284
Atolls Total	198	27,447	26,300	88	1,240	1,247	34	1,520	1,486	320	30,207	29,033	59,240
Nationwide Total	217	41,386	39,511	91	1,575	1,529	56	7,293	7,551	364	50,254	48,951	98,845



Schools by Sector and Locality

2024

Number of Schools by Sector and Locality as of Nov 2024				
Locality	GOVERNMENT	COMMUNITY	PRIVATE	TOTAL
Greater Malé Region	19	3	22	44
Haa Alifu	14	7	2	23
Haa Dhaalu	15	5	3	23
Shaviyani	14	9		23
Noonu	13	10	2	25
Raa	16	6	4	26
Baa	13	7	2	22
Lhaviyani	4	1	1	6
Kaafu	9	5	2	16
Alifu Alifu	8	4	1	13
Alifu Dhaalu	10	6		16
Vaavu	5	2		7
Meemu	8	4		12
Faafu	5	2		7
Dhaalu	6	3		9
Thaa	13	8		21
Laamu	13	6	5	24
Gaafu Alifu	9	3	2	14
Gaafu Dhaalu	11		3	14
Gnaviyani	4		3	7
Seenu	8		4	12
Atolls Total	198	88	34	320
Nationwide Total	217	91	56	364

Government
217 schools

Community
91 schools

Private
56 schools



Student Enrolment by Grade and Locality 2024

Number of Students by Grade, Locality and Gender - as of Nov 2024																		
Locality	Gender	BN	N	LKG	UKG	GR1	GR2	GR3	GR4	GR5	GR6	GR7	GR8	GR9	GR10	GR11	GR12	Total
HA	M	68	146	124	137	148	164	170	158	164	150	160	140	151	163	30	4	2,077
	F	56	164	117	130	147	142	192	159	134	133	143	145	133	140	26	16	1,977
	T	124	310	241	267	295	306	362	317	298	283	303	285	284	303	56	20	4,054
HDh	M	64	152	130	206	209	194	276	237	231	257	280	261	238	205	46	28	3,014
	F	82	154	196	202	211	226	306	223	253	245	233	231	247	218	55	55	3,137
	T	146	306	326	408	420	420	582	460	484	502	513	492	485	423	101	83	6,151
Sh	M	40	103	95	129	161	146	181	145	157	159	172	162	157	134	26	14	1,981
	F	54	102	88	134	111	150	186	134	125	121	154	152	167	145	39	26	1,888
	T	94	205	183	263	272	296	367	279	282	280	326	314	324	279	65	40	3,869
N	M	61	117	64	117	124	142	166	121	123	126	129	132	151	114	13	18	1,718
	F	58	98	81	104	124	116	154	113	121	120	148	124	137	127	21	16	1,662
	T	119	215	145	221	248	258	320	234	244	246	277	256	288	241	34	34	3,380
R	M	76	140	109	162	184	194	228	177	178	182	188	170	196	158	30	23	2,395
	F	89	143	132	181	179	173	225	156	169	169	171	154	181	170	23	26	2,341
	T	165	283	241	343	363	367	453	333	347	351	359	324	377	328	53	49	4,736
B	M	42	131	69	110	107	111	94	90	91	103	117	109	107	87	31	11	1,410
	F	44	107	75	78	91	121	103	109	106	96	94	95	119	80	43	23	1,384
	T	86	238	144	188	198	232	197	199	197	199	211	204	226	167	74	34	2,794
Lh	M	27	17	56	89	90	72	110	69	103	81	82	68	86	78	18	13	1,059
	F	20	34	45	64	96	83	111	88	88	85	81	85	83	73	14	17	1,067
	T	47	51	101	153	186	155	221	157	191	166	163	153	169	151	32	30	2,126



Student Enrolment by Grade and Locality 2024

Number of Students by Grade, Locality and Gender - as of Nov 2024																		
Locality	Gender	BN	N	LKG	UKG	GR1	GR2	GR3	GR4	GR5	GR6	GR7	GR8	GR9	GR10	GR11	GR12	Total
K	M	69	114	70	145	128	121	174	136	126	130	147	120	117	106	1	3	1,707
	F	55	96	75	111	125	134	165	115	116	125	118	96	93	103	0	4	1,531
	T	124	210	145	256	253	255	339	251	242	255	265	216	210	209	1	7	3,238
AA	M	38	72	42	82	71	77	83	83	80	96	85	68	91	81	16	10	1,075
	F	23	57	53	60	72	98	80	73	64	78	76	71	67	71	22	6	971
	T	61	129	95	142	143	175	163	156	144	174	161	139	158	152	38	16	2,046
ADh	M	48	74	73	86	82	111	130	99	102	100	111	106	87	89	6	1	1,305
	F	56	75	59	90	83	103	130	109	76	102	88	86	83	65	11	8	1,224
	T	104	149	132	176	165	214	260	208	178	202	199	192	170	154	17	9	2,529
V	M	6	12	7	11	14	20	15	17	24	16	16	12	13	23	5	3	214
	F	5	15	11	8	11	21	20	16	10	13	21	19	8	14	6	4	202
	T	11	27	18	19	25	41	35	33	34	29	37	31	21	37	11	7	416
M	M	21	31	37	55	46	46	62	46	54	49	46	55	48	63	17	10	686
	F	23	47	30	49	46	28	50	50	54	49	42	55	57	47	27	28	682
	T	44	78	67	104	92	74	112	96	108	98	88	110	105	110	44	38	1,368
F	M	13	21	38	58	71	59	76	76	68	62	61	50	57	46	6	11	773
	F	15	11	32	51	63	60	75	51	58	59	48	55	51	42	24	24	719
	T	28	32	70	109	134	119	151	127	126	121	109	105	108	88	30	35	1,492
Dh	M	19	21	32	59	75	63	83	60	51	80	63	57	79	30	11	5	788
	F	13	17	37	58	63	59	71	61	57	66	73	67	72	23	14	18	769
	T	32	38	69	117	138	122	154	121	108	146	136	124	151	53	25	23	1,557



Student Enrolment by Grade and Locality 2024

Number of Students by Grade, Locality and Gender - as of Nov 2024																		
Locality	Gender	BN	N	LKG	UKG	GR1	GR2	GR3	GR4	GR5	GR6	GR7	GR8	GR9	GR10	GR11	GR12	Total
Th	M	39	70	70	131	96	104	121	99	106	104	111	130	100	95	21	8	1,405
	F	38	79	52	115	90	108	110	98	101	98	103	108	98	96	20	17	1,331
	T	77	149	122	246	186	212	231	197	207	202	214	238	198	191	41	25	2,736
L	M	80	116	94	134	132	148	168	168	159	140	155	147	134	147	35	18	1,975
	F	71	128	87	142	125	149	147	121	122	130	122	115	113	148	39	35	1,794
	T	151	244	181	276	257	297	315	289	281	270	277	262	247	295	74	53	3,769
GA	M	32	40	57	90	83	100	86	85	90	86	83	87	71	84	17	13	1,104
	F	27	49	66	66	89	81	96	80	63	84	78	73	59	81	19	14	1,025
	T	59	89	123	156	172	181	182	165	153	170	161	160	130	165	36	27	2,129
GDh	M	23	60	84	103	112	115	144	132	121	134	153	118	114	129	8	10	1,560
	F	34	61	93	104	102	127	151	118	103	93	109	116	106	125	9	19	1,470
	T	57	121	177	207	214	242	295	250	224	227	262	234	220	254	17	29	3,030
Gn	M	42	56	67	94	51	95	98	100	92	107	100	99	117	101	21	16	1,256
	F	48	73	67	96	80	84	105	84	87	106	80	81	108	110	40	31	1,280
	T	90	129	134	190	131	179	203	184	179	213	180	180	225	211	61	47	2,536
S	M	52	113	149	184	171	172	231	206	205	223	195	229	198	209	100	68	2,705
	F	56	101	110	163	156	172	224	211	195	198	170	179	211	219	132	82	2,579
	T	108	214	259	347	327	344	455	417	400	421	365	408	409	428	232	150	5,284
Greater Malé Region	M	695	1,020	882	1,160	1,364	1,428	1,684	1,394	1,438	1,537	1,581	1,500	1,429	1,440	845	650	20,047
	F	771	963	823	1,108	1,180	1,434	1,651	1,367	1,333	1,442	1,428	1,412	1,477	1,357	1,001	811	19,558
	T	1,466	1,983	1,705	2,268	2,544	2,862	3,335	2,761	2,771	2,979	3,009	2,912	2,906	2,797	1,846	1,461	39,605
Nationwide Total		3,193	5,200	4,678	6,456	6,763	7,351	8,732	7,234	7,198	7,534	7,615	7,339	7,411	7,036	2,888	2,217	98,845



Nationwide Pre-Primary Student Enrolment by Age and Grade 2024

Number of Students by Grade, Age and Gender - as of Nov 2024																		
Age	Pre- Kindergarten									Pre - Primary								
	Baby Nursery			Nursery			Pre-K Total			LKG			UKG			Kindergarten Total		
	M	F	Total	M	F	Total	M	F	Total	M	F	Total	M	F	Total	M	F	Total
<3	418	451	869				418	451	869									
3	1,137	1,187	2,324	829	821	1,650	1,966	2,008	3,974	78	67	145				78	67	145
4				1,797	1,753	3,550	1,797	1,753	3,550	916	924	1,840	5	35	40	921	959	1,880
5										1,355	1,338	2,693	1,722	1,657	3,379	3,077	2,995	6,072
6													1,611	1,420	3,031	1,611	1,420	3,031
7													4	2	6	4	2	6
8																		
9																		
10																		
11																		
Total	1,555	1,638	3,193	2,626	2,574	5,200	4,181	4,212	8,393	2,349	2,329	4,678	3,342	3,114	6,456	5,691	5,443	11,134



Nationwide Primary Student Enrolment by Age and Grade

2024

Number of Students by Grade, Age and Gender - as of Nov 2024

Primary																									
Age	Grade 1			Grade 2			Grade 3			Key Stage 1 Total			Grade 4			Grade 5			Grade 6			Key Stage 2 Total			
	M	F	Total	M	F	Total	M	F	Total	M	F	T	M	F	Total	M	F	Total	M	F	Total	M	F	T	
4																									
5	2		2							2		2													
6	1,765	1,712	3,477	1	13	14				1,766	1,725	3,491													
7	1,743	1,527	3,270	1,634	1,735	3,369	2	8	10	3,379	3,270	6,649													
8	9	5	14	2,039	1,918	3,957	1,354	1,447	2,801	3,402	3,370	6,772	1	18	19							1	18	19	
9				8	3	11	3,010	2,892	5,902	3,018	2,895	5,913	540	597	1,137	4	1	5				544	598	1,142	
10							14	5	19	14	5	19	3,137	2,905	6,042	569	607	1,176				3,706	3,512	7,218	
11													20	16	36	3,167	2,823	5,990	532	560	1,092	3,719	3,399	7,118	
12																23	4	27	3,353	3,039	6,392	3,376	3,043	6,419	
13																			37	13	50	37	13	50	
14																									
15																									
16																									
17																									
18																									
> 18																									
Total	3,519	3,244	6,763	3,682	3,669	7,351	4,380	4,352	8,732	11,581	11,265	22,846	3,698	3,536	7,234	3,763	3,435	7,198	3,922	3,612	7,534	11,383	10,583	21,966	



Nationwide Secondary Student Enrolment by Age and Grade 2024

Number of Students by Grade, Age and Gender - as of Nov 2024

Secondary																		
Age	Grade 7			Grade 8			Key Stage 3 Total			Grade 9			Grade 10			Key Stage 4 Total		
	M	F	Total	M	F	Total	M	F	T	M	F	Total	M	F	Total	M	F	T
<10																		
10																		
11																		
12	503	523	1,026	2	2	4	505	525	1,030									
13	3,491	3,036	6,527	437	447	884	3,928	3,483	7,411	5	2	7				5	2	7
14	41	21	62	3,333	3,044	6,377	3,374	3,065	6,439	417	485	902	2	4	6	419	489	908
15				48	26	74	48	26	74	3,250	3,145	6,395	446	504	950	3,696	3,649	7,345
16										64	36	100	3,055	2,875	5,930	3,119	2,911	6,030
17										5	2	7	73	63	136	78	65	143
18													6	8	14	6	8	14
19																		
20																		
21																		
22																		
23																		
>23																		
Total	4,035	3,580	7,615	3,820	3,519	7,339	7,855	7,099	14,954	3,741	3,670	7,411	3,582	3,454	7,036	7,323	7,124	14,447



Nationwide Higher Secondary Student Enrolment by Age and Grade 2024

Number of Students by Grade, Age and Gender - as of Nov 2024									
Higher Secondary									
Age	Grade 11			Grade 12			Key Stage 5 Total		
	M	F	Total	M	F	Total	M	F	T
<10									
10									
11									
12									
13									
14									
15	1	1	2				1	1	2
16	177	211	388	1	1	2	178	212	390
17	1,116	1,361	2,477	116	181	297	1,232	1,542	2,774
18	9	12	21	814	1,089	1,903	823	1,101	1,924
19				6	9	15	6	9	15
20									
21									
22									
23									
>23									
Total	1,303	1,585	2,888	937	1,280	2,217	2,240	2,865	5,105

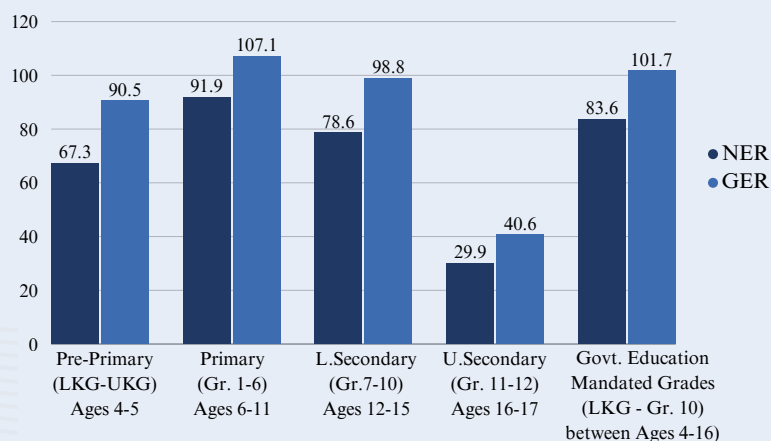


Gross and Net Enrolment Ratios, and Gender Parity Index 2024

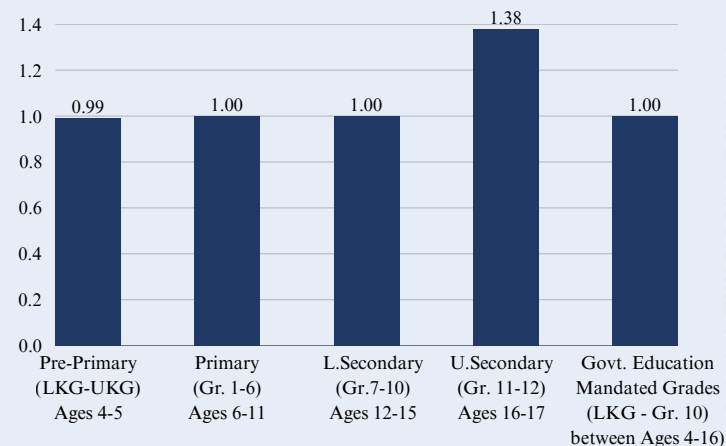
GER, NER and GPI for Phases Pre-Primary to Upper Secondary - as of Nov 2024																
Level /Age Group	Maldivian Population			Enrolment (Official age)			Enrolment (Total)			Net Enrolment Ratio			Gross Enrolment Ratio			Gender Parity Index
	Male	Female	Total	Male	Female	Total	Male	Female	Total	Male	Female	Both Sexes	Male	Female	Both Sexes	
Pre-Primary (LKG-UKG) Ages 4-5	6,107	5,888	11,995	4,060	4,009	8,069	5,552	5,306	10,858	66.5	68.1	67.3	90.9	90.1	90.5	0.99
Primary (Grades 1 - 6) Ages 6-11	21,170	20,029	41,199	19,319	18,535	37,854	22,644	21,491	44,135	91.3	92.5	91.9	107.0	107.3	107.1	1.00
Secondary Level (Grades 7 -10) Ages 12-15	15,258	14,248	29,506	11,977	11,220	23,197	15,057	14,088	29,145	78.5	78.7	78.6	98.7	98.9	98.8	1.00
Higher Secondary (Grades 11-12) Ages 16-17	6,488	5,998	12,486	1,672	2,058	3,730	2,226	2,848	5,074	25.8	34.3	29.9	34.3	47.5	40.6	1.38
Govt. Education Mandated Grades (LKG-10) Between Ages 4-16	42,535	40,165	82,700	35,356	33,764	69,120	43,253	40,885	84,138	83.1	84.1	83.6	101.7	101.8	101.7	1.00

Note: Population data is based on Maldives Population Projection 2022–2026 (Maldives Bureau of Statistics), adjusted for 2024. Data in the table above excludes foreign nationals and Maldivian emigrants. As per UNESCO Institute for Statistics (UIS), a Gender Parity Index (GPI) of 1.00 represents perfect parity between females and males. Hence, the overall GPI of 1.00 for the government-mandated grades (LKG–10) indicates perfect parity in enrolment.

Comparison of Gross and Net Enrolment Rates 2024



Gender Parity Index (GPI) by Levels 2024





Student Enrolment by Grade in Haa Alifu Atoll

2024

Enrolment in Haa Alifu Atoll Islands - as of Nov 2024																																				
Island	Pre K				Kindergarten				Key Stage 1						Key Stage 2						Key Stage 3				Key Stage 4				Key Stage 5				Sub Total		Percentage	
	BN		N		LKG		UKG		GR1		GR2		GR3		GR4		GR5		GR6		GR7		GR8		GR9		GR10		GR11		GR12					
	M	F	M	F	M	F	M	F	M	F	M	F	M	F	M	F	M	F	M	F	M	F	M	F	M	F	M	F	M	F	M	F	M	F	M	F
Baarah	8	10	15	19	9	9	14	5	10	18	13	6	14	13	7	11	16	12	11	6	9	13	10	8	10	8	15	7					161	145	52.61	47.39
Dhidhdhoo	28	21	33	35	32	28	33	45	30	42	48	43	31	43	47	42	40	39	42	36	41	33	28	41	46	32	41	35	19	11	1	4	540	530	50.47	49.53
Filladhoo					3	3	5	3	8	6	4	6	5	4	3	6	5	5	7	5	5	6	4	7	5	5	5	7					59	63	48.36	51.64
Hoarafushi	5	4	9	14	23	27	12	13	19	17	12	15	23	20	17	12	22	16	17	13	21	13	13	20	15	17	19	21					227	222	50.56	49.44
Ihavandhoo	13	4	58	76	34	21	34	26	36	28	43	25	39	41	33	39	39	27	31	31	29	28	33	28	34	36	47	25	11	15	3	12	517	462	52.81	47.19
Kelaa	7	5	6	10	3	7	12	9	12	10	12	6	13	12	10	12	5	7	8	11	12	9	15	8	6	9	10	8					131	123	51.57	48.43
Maarandhoo					6	5	4	7	9	1	6	10	9	12	12	5	11	5	9	9	11	5	8	2	4	6	7	5					96	72	57.14	42.86
Molhadhoo	1	1	5	2	1	1	2	3	8	1	2	1	5	2		2	3				3	5	1	1	5	1	1	2					37	22	62.71	37.29
Muraidhoo	3	4	15	6	2	5	6	4	5	5	4	3	7	16	5	12	8	5	7	8	9	9	10	6	11	7	5	2					97	92	51.32	48.68
Thakandhoo	1	2	2	2	1	1		3		2	2		1	4	2		2			1		2	1	1									12	18	40.00	60.00
Thuraakunu						1	3	4	5	5	1	7	5	7	2		2	3	8	2	5	4	6	3	4		4	9					45	45	50.00	50.00
Uligan					5	1	1	3		3	3	6	5	4	4	6	4	5	1	4	2	4	4	2	3	4	4	4					36	46	43.90	56.10
Utheemu					3	4	7	3	4	8	4	6	10	11	9	11	4	4	7	3	7	10	7	10	7	4	1	11					70	85	45.16	54.84
Vashafaru	2	5	3		2	4	4	2	2	1	10	8	3	3	7	1	3	6	2	4	6	2		8	1	4	4	4					49	52	48.51	51.49
Atoll Total	68	56	146	164	124	117	137	130	148	147	164	142	170	192	158	159	164	134	150	133	160	143	140	145	151	133	163	140	30	26	4	16	2,077	1,977	51.23	48.77



Student Enrolment by Grade in Haa Dhaalu Atoll

2024

Enrolment in Haa Dhaalu Atoll Islands - as of Nov 2024

Island	Pre K				Kindergarten				Key Stage 1						Key Stage 2						Key Stage 3				Key Stage 4				Key Stage 5				Sub Total		Percentage	
	BN		N		LKG		UKG		GR1		GR2		GR3		GR4		GR5		GR6		GR7		GR8		GR9		GR10		GR11		GR12					
	M	F	M	F	M	F	M	F	M	F	M	F	M	F	M	F	M	F	M	F	M	F	M	F	M	F	M	F	M	F	M	F	M	F	M	F
Finney	6	3	4	5	3	3	7	5	1	2	5	6	3	9	3	5	4	4	7	1	4	3	3	5	3	7	1	5					54	63	46.15	53.85
Hanimaadhoo	8	12	20	25	17	19	17	10	19	11	21	12	24	26	15	16	25	23	21	19	18	24	27	16	20	19	11	12	2	5	6	12	271	261	50.94	49.06
Hirimaradhoo						1		3	2	3	4	2	4		4		2		2		2			1	1	3	3					24	13	64.86	35.14	
Kulhudhuffushi	24	22	42	46	43	112	91	110	100	89	86	122	130	125	101	113	104	129	122	120	135	106	133	126	116	125	100	106	34	47	17	35	1,378	1,533	47.34	52.66
Kumundhoo	4	6	11	7	7	6	11	8	8	10	5	7	12	9	11	11	13	4	5	9	8	11	11	11	10	9	14	13					130	121	51.79	48.21
Kurin'bi			6	8	3	5	2	6	4	7	8	6	4	10	5	6	5	6	3	8	6	4	7	2	7	6	5	5					65	79	45.14	54.86
Makunudhoo					9	11	16	11	16	19	15	10	25	33	15	10	11	14	17	15	16	17	12	13	13	10	14	12					179	175	50.56	49.44
Naivaadhoo					5	2	6	7	5	5	4	3	5	8	4	6	6	10	8	10	6	3	3	4	7	3	2	1					61	62	49.59	50.41
Nellaidhoo	6	12	19	22	5	8	5	10	11	14	11	12	14	12	14	11	8	13	16	9	14	12	16	13	11	19	10	15	10	3	5	8	175	193	47.55	52.45
Neykurendhoo	4	7	4	3	6	3	7	3	4	7	5	5	7	8	8	5	7	6	4	7	10	6	6	3	12	3	3	4					87	70	55.41	44.59
Nolhivaran	12	20	46	38	17	18	24	15	26	23	10	22	22	34	30	19	28	19	35	30	31	27	21	26	25	22	21	24					348	337	50.80	49.20
Nolhivaranfaru					8	7	12	11	12	12	15	12	20	21	20	9	12	19	9	9	20	13	13	5	7	14	12	11					160	143	52.81	47.19
Vaikaradhoo					7	1	8	3	1	9	5	7	6	11	7	12	6	6	8	8	10	7	9	6	6	7	9	10					82	87	48.52	51.48
Atoll Total	64	82	152	154	130	196	206	202	209	211	194	226	276	306	237	223	231	253	257	245	280	233	261	231	238	247	205	218	46	55	28	55	3,014	3,137	49.00	51.00



Student Enrolment by Grade in Shaviyani Atoll

2024

Enrolment in Shaviyani Atoll Islands - as of Nov 2024																																				
Island	Pre K				Kindergarten				Key Stage 1						Key Stage 2						Key Stage 3				Key Stage 4				Key Stage 5				Sub Total		Percentage	
	BN		N		LKG		UKG		GR1		GR2		GR3		GR4		GR5		GR6		GR7		GR8		GR9		GR10		GR11		GR12					
	M	F	M	F	M	F	M	F	M	F	M	F	M	F	M	F	M	F	M	F	M	F	M	F	M	F	M	F	M	F	M	F	M	F	M	F
Bileiyfahi	3	5	6	5	5	1	2	6	5	4	7	3	5	10	7	8	10	6	10	5	3	5	10	1	9	5	8	5					90	69	56.60	43.40
Feevah			5	5	1	2	6	8	7	3	11	5	13	12	4	10	6	6	9	9	8	6	9	8	5	7	4	6					88	87	50.29	49.71
Feydhoo	4	9	14	14	2	4	7	13	10	7	3	16	10	14	6	9	14	6	8	9	11	6	11	10	7	15	8	6					115	138	45.45	54.55
Foakaidhoo					16	17	19	15	17	18	20	15	16	19	23	22	16	20	19	16	20	18	17	25	19	10	17	19	9	16	5	2	233	232	50.11	49.89
Funadhoo	11	16	44	33	13	14	19	21	25	16	20	27	28	31	23	14	27	23	25	20	31	27	18	26	20	34	18	31	4	5	3	6	329	344	48.89	51.11
Goidhoo	3	2	5	7	8	7	3	8	9	4	2	7	4	11	5	2	4	5	9	5	8	5	6	6	5	5	5	6					76	80	48.72	51.28
Kan'ditheemu	7	11	12	13	7	6	13	13	8	13	12	14	27	18	13	12	12	10	11	9	11	23	14	17	8	12	14	13					169	184	47.88	52.12
Komandoo	6	6	9	4	8	6	6	9	5	8	10	11	12	5	7	12	10	8	11	4	5	8	11	6	11	5	13	13			3	4	127	109	53.81	46.19
Lhaimagu					6	2	7	9	4	2	4	10	10	12	9	7	6	8	5	1	7	7	8	8	8	6	9	3					83	75	52.53	47.47
Maaun'goodhoo	3	5	3	15	8	6	10	8	13	7	10	5	16	15	9	3	11	5	9	15	12	12	13	9	9	20	5	7					131	132	49.81	50.19
Maroshi			2	5		3	4	2	5	6	6	2	6	4	4	4	1	3	7	5	2	4	2	3	5	2	4	9					48	52	48.00	52.00
Milandhoo					15	12	21	14	37	16	27	25	23	27	26	22	26	19	27	18	37	23	36	26	40	35	17	23	13	18	3	14	348	292	54.38	45.63
Narudhoo					5	5	4	4	5	4	10	8	7	6	3	5	8	3	5	2	12	8	5	6	7	6	8	1					79	58	57.66	42.34
Noomaraa	3		3	1	1	3	8	4	11	3	4	2	4	2	6	4	6	3	4	3	5	2	2	1	4	5	4	3					65	36	64.36	35.64
Atoll Total	40	54	103	102	95	88	129	134	161	111	146	150	181	186	145	134	157	125	159	121	172	154	162	152	157	167	134	145	26	39	14	26	1,981	1,888	51.20	48.80



Student Enrolment by Grade in Noonu Atoll

2024

Enrolment in Noonu Atoll Islands - as of Nov 2024

Island	Pre K				Kindergarten				Key Stage 1						Key Stage 2						Key Stage 3				Key Stage 4				Key Stage 5				Sub Total		Percentage	
	BN		N		LKG		UKG		GR1		GR2		GR3		GR4		GR5		GR6		GR7		GR8		GR9		GR10		GR11		GR12					
	M	F	M	F	M	F	M	F	M	F	M	F	M	F	M	F	M	F	M	F	M	F	M	F	M	F	M	F	M	F	M	F	M	F	M	F
Fodhdhoo	3	1	5	2		3		3	4	2	2	4	7			2	1	2	6	1	1	1	4	4	1	2	4	1					38	28	57.58	42.42
Hen'badhoo	8	7	6	3	2	7	7	2	11	4	10	5	10	10	7	6	2	10	7	5	7	13	15	6	8	9	1	5					101	92	52.33	47.67
Holhudhoo	4	5	18	23	4	6	15	10	6	15	9	10	19	14	10	13	15	15	11	17	9	20	18	17	12	19	12	16	10	17	13	10	185	227	44.90	55.10
Ken'dhikulhudhoo	12	11	21	12	15	14	19	19	21	19	26	22	20	13	24	20	16	12	16	15	23	11	18	11	16	20	15	12	3	4	5	6	270	221	54.99	45.01
Kudafari					3	3	5	8	6	7	5	6	7	12	7	5	5	9	10	7	2	4	6	7	9	9	10	6					75	83	47.47	52.53
Landhoo	2	6	11	17	5	6	2	16	8	6	7	5	9	13	10	7	10	11	9	11	16	15	5	12	8	9	8	10					110	144	43.31	56.69
Lhohi	4	7	11	19	4	5	9	8	10	4	6	8	8	10	10	11	8	4	8	3	15	13	3	7	7	5	5	10					108	114	48.65	51.35
Maafaru	3	3	13	5	4	4	13	4	6	8	8	14	13	15	9	6	12	8	5	7	8	9	7	7	10	7	5	10					116	107	52.02	47.98
Maalhendhoo	5	4	6	5	9	5	5	9	8	7	9	4	12	15	2	7	7	11	8	11	6	9	9	5	8	8	7	8					101	108	48.33	51.67
Magoodhoo	1	2	5	5		3		1	4	3	7	4	7	3	3	7	7	4	2	4		5	3	1	8	2	4	1					51	45	53.13	46.88
Manadhoo	13	12	12	4	5	9	11	7	15	21	15	8	20	19	14	12	16	15	20	9	20	15	20	22	19	23	16	24					216	200	51.92	48.08
Miladhoo			5	3	4	8	16	8	13	11	15	7	10	12	8	5	10	9	11	7	5	19	7	9	16	10	12	11					132	119	52.59	47.41
Velidhoo	6		4		9	8	15	9	12	17	23	19	24	18	17	12	14	11	13	23	17	14	17	16	29	14	15	13					215	174	55.27	44.73
Atoll Total	61	58	117	98	64	81	117	104	124	124	142	116	166	154	121	113	123	121	126	120	129	148	132	124	151	137	114	127	13	21	18	16	1,718	1,662	50.83	49.17



Student Enrolment by Grade in Raa Atoll

2024

Enrolment in Raa Atoll Islands - as of Nov 2024

Enrolment in Raa Atoll Islands - as of Nov 2024																																				
Island	Pre K				Kindergarten				Key Stage 1						Key Stage 2						Key Stage 3				Key Stage 4				Key Stage 5				Sub Total		Percentage	
	BN		N		LKG		UKG		GR1		GR2		GR3		GR4		GR5		GR6		GR7		GR8		GR9		GR10		GR11		GR12					
	M	F	M	F	M	F	M	F	M	F	M	F	M	F	M	F	M	F	M	F	M	F	M	F	M	F	M	F	M	F	M	F	M	F	M	F
Alifushi	15	16	24	26	10	13	11	20	16	16	16	12	18	20	20	12	26	14	23	18	14	16	19	11	24	19	24	22	3	2	5	9	268	246	52.14	47.86
An'golhitheemu			2		3	2	4	6	6	4	3	5	2	8	7	2	1	4	7	5	2	7	4	3	8	2	1	4					50	52	49.02	50.98
Dhuvaafaru					20	24	35	29	38	36	44	33	43	42	32	34	44	33	25	28	40	24	33	29	37	36	32	35					423	383	52.48	47.52
Fainu					4	4	2	7	6	4	5	3	9	3	4	2	5	3	6	2	6	5	7	5	3	3	4	2					61	43	58.65	41.35
Hulhudhuffaaru	6	8	22	15	9	12	10	8	9	13	18	15	15	8	10	11	15	17	17	10	11	18	11	14	17	14	23	16	10	8	6	9	209	196	51.60	48.40
In'guraidhoo	9	10	14	15	8	10	9	27	10	18	18	16	22	20	18	13	14	13	15	13	19	11	13	10	8	19	10	10					187	205	47.70	52.30
Innamaadhoo	4	3	5	8	3	4	9	4	5	5	5	8	3	7	3	3	6	5	3	4	7	7	4	8	4	3	7	4					68	73	48.23	51.77
Kinolhas	3	4	7	5	5	3	7	5	7	6	7	5	13	6	8	9	5	7	6	7	8	6	6	6	11	10	4	6					97	85	53.30	46.70
Maakurathu	2	8	5	8	4	6	7	6	17	6	9	15	8	13	8	14	8	12	12	5	16	11	7	10	6	13	6	6					115	133	46.37	53.63
Maduvvari	7	9	12	12	8	23	21	22	22	20	27	23	23	22	15	18	14	15	19	14	17	21	13	15	16	12	13	15					227	241	48.50	51.50
Meedhoo	15	18	27	29	16	13	17	17	14	20	12	10	24	28	17	14	19	17	20	23	16	21	22	12	20	23	11	18	17	13	12	8	279	284	49.56	50.44
Rasgetheemu			5	2	2	3	3	1	8	4	2	4	7	7	3	3	3	3	3	7	3	6	1	5	5	5	2	2					47	52	47.47	52.53
Rasmaadhoo	4	5	5	4	3	5	4	5	6	7	7	5	9	9	4	4		4	2	6	3	4	9	6	10	3	4	4					70	71	49.65	50.35
Un'goofaaru	11	8	9	17	12	9	18	22	15	15	17	17	26	26	23	13	13	18	21	25	21	11	17	17	18	15	15	23					236	236	50.00	50.00
Vaadhoo			3	2	2	1	5	2	5	5	4	2	6	6	5	4	5	4	3	2	5	3	4	3	9	4	2	3					58	41	58.59	41.41
Atoll Total	76	89	140	143	109	132	162	181	184	179	194	173	228	225	177	156	178	169	182	169	188	171	170	154	196	181	158	170	30	23	23	26	2,395	2,341	50.57	49.43



Student Enrolment by Grade in Baa Atoll

2024

Enrolment in Baa Atoll Islands - as of Nov 2024

Enrolment in Baa Atoll Islands - as of Nov 2024																																				
Island	Pre K				Kindergarten				Key Stage 1						Key Stage 2						Key Stage 3				Key Stage 4				Key Stage 5				Sub Total		Percentage	
	BN		N		LKG		UKG		GR1		GR2		GR3		GR4		GR5		GR6		GR7		GR8		GR9		GR10		GR11		GR12					
	M	F	M	F	M	F	M	F	M	F	M	F	M	F	M	F	M	F	M	F	M	F	M	F	M	F	M	F	M	F	M	F	M	F	M	F
Dharavandhoo			11	5	5	9	8	8	8	13	7	11	9	9	14	13	6	10	10	10	11	6	12	9	8	4	8	9					117	116	50.21	49.79
Dhonfan					4	5	7	4	3	3	3	4	3	3	4	8	4	5	2	3	4		5	5	4	9	1	4					44	53	45.36	54.64
Eydhafushi	13	7	45	39	20	8	24	15	29	14	30	33	25	31	25	28	17	25	30	24	41	30	31	37	37	42	23	25	29	36	11	23	430	417	50.77	49.23
Fehendhoo						4	1	1	2		2		1	4		1	1	2	1	1	2	1	1		1	2	1					13	16	44.83	55.17	
Fulhadhoo			4	2		2	1	1	2	1	3	3		1	3	1	3	1	1	3	1			1		2		1				18	19	48.65	51.35	
Goidhoo	3	4	16	8	4	5	3	10	3	9	5	3	3	6	4	7	8	8	4	3	3	6	6	3	7	2	5	5					74	79	48.37	51.63
Hithaadhoo			3	6	4	7	4	9	11	7	11	12	9	7	4	7	9	7	7	7	13	7	11	9	13	13	5	8					104	106	49.52	50.48
Kamadhoo		5	6	2	1	1	3	2	2	6	6	5	3	1			4	1	3	3	3	3	3	2	3	2	6					43	33	56.58	43.42	
Kendhoo	6	8	7	7	6	10	10	11	18	15	14	15	9	9	8	10	7	7	11	18	14	6	7	4	6	9	10	10					133	139	48.90	51.10
Kihaadhoo	5	4	11	16	1	4	9	2	9	5	2	2	6	5	3	4	5	10	5	5	6	5	8	8	3	7	5	2					78	79	49.68	50.32
Kudarikilu	4	2	4	5	1	2	13	1	4	5	5	6	8	7	4	7	7	4	2	4	2	11	4	4	3	3	4	1					65	62	51.18	48.82
Maalhos		2	8	5	13	3	7	10	7	4	6	8	7	6	4	8	4	9	9	3	6	3	6	6	5	7	4	6					86	80	51.81	48.19
Thulhaadhoo	11	12	16	12	10	15	20	4	9	9	17	19	11	14	17	15	16	17	18	12	11	16	15	7	18	18	14	8	2	7			205	185	52.56	47.44
Atoll Total	42	44	131	107	69	75	110	78	107	91	111	121	94	103	90	109	91	106	103	96	117	94	109	95	107	119	87	80	31	43	11	23	1,410	1,384	50.47	49.53



Student Enrolment by Grade in Lhaviyani and Kaafu Atoll

2024

Enrolment in Lhaviyani Atoll Islands - as of Nov 2024

Enrolment in Lhaviyani Atoll Islands - as of Nov 2024																																					
Island	Pre K				Kindergarten				Key Stage 1				Key Stage 2				Key Stage 3				Key Stage 4				Key Stage 5				Sub Total		Percentage						
	BN		N		LKG		UKG		GR1		GR2		GR3		GR4		GR5		GR6		GR7		GR8		GR9		GR10						GR11		GR12		
	M	F	M	F	M	F	M	F	M	F	M	F	M	F	M	F	M	F	M	F	M	F	M	F	M	F	M	F	M	F	M	F	M	F	M	F	M
Hinnavaru					9	9	25	15	25	26	20	10	37	30	15	20	35	25	16	23	23	16	12	28	27	16	11	20	10	12	4	7	269	257	51.14	48.86	
Kurendhoo	9	8	6	14	2	3	10	8	12	15	10	12	19	7	7	16	13	8	9	16	9	8	11	13	11	10	18	10					146	148	49.66	50.34	
Naifaru	18	12	11	20	41	29	46	39	45	46	35	52	45	64	43	45	43	50	47	35	41	49	40	38	43	47	41	36	8	2	9	10	556	574	49.20	50.80	
Olhuvelifushi					4	4	8	2	8	9	7	9	9	10	4	7	12	5	9	11	9	8	5	6	5	10	8	7					88	88	50.00	50.00	
Atoll Total	27	20	17	34	56	45	89	64	90	96	72	83	110	111	69	88	103	88	81	85	82	81	68	85	86	83	78	73	18	14	13	17	1,059	1,067	49.81	50.19	

Enrolment in Kaafu Atoll Islands - as of Nov 2024

Enrolment in Kaafu Atoll Islands - as of Nov 2024																																					
Island	Pre K				Kindergarten				Key Stage 1				Key Stage 2				Key Stage 3				Key Stage 4				Key Stage 5				Sub Total		Percentage						
	BN		N		LKG		UKG		GR1		GR2		GR3		GR4		GR5		GR6		GR7		GR8		GR9		GR10						GR11		GR12		
	M	F	M	F	M	F	M	F	M	F	M	F	M	F	M	F	M	F	M	F	M	F	M	F	M	F	M	F	M	F	M	F	M	F	M	F	M
Dhiffushi	4	6	14	13	9	10	9	9	7	18	18	18	13	11	12	8	13	8	9	11	13	11	6	5	11	8	12	14					150	150	50.00	50.00	
Gaafaru					11	12	14	16	12	16	16	23	24	27	12	15	12	17	15	16	17	16	16	13	12	5	17	14					178	190	48.37	51.63	
Gulhi			5	8	5	4	6	5	10	9	7	7	19	8	10	8	5	8	13	7	13	9	6	6	6	6	5	10					110	95	53.66	46.34	
Guraidhoo					4	8	15	9	18	9	17	8	21	17	11	15	16	13	19	9	21	18	13	15	14	9	10	16					179	146	55.08	44.92	
Hinmafushi	13	6	11	5	8	13	16	12	12	14	17	14	10	7	14	9	11	13	9	15	9	9	7	7	11	9	6	7					154	140	52.38	47.62	
Huraa	17	9	8	11	6	3	19	14	19	14	11	16	20	19	12	11	13	10	16	15	9	12	10	13	12	15	14	12					186	174	51.67	48.33	
Kaashidhoo	16	19	18	22	7	5	31	18	15	16	15	16	22	22	22	13	21	14	19	18	21	17	21	12	24	14	26	23					278	229	54.83	45.17	
Maafushi	16	11	50	31	13	10	20	21	24	24	17	19	29	33	30	25	25	18	22	18	27	18	24	15	15	13			1		3	4	316	260	54.86	45.14	
Thulusdhoo	3	4	8	6	7	10	15	7	11	5	3	13	16	21	13	11	10	15	8	16	17	8	17	10	12	14	16	7					156	147	51.49	48.51	
Atoll Total	69	55	114	96	70	75	145	111	128	125	121	134	174	165	136	115	126	116	130	125	147	118	120	96	117	93	106	103	1		3	4	1,707	1,531	52.72	47.28	



Student Enrolment by Grade in Alifu Alifu Atoll 2024

Enrolment in Alifu Alifu Atoll Islands - as of Nov 2024

Island	Pre K		Kindergarten				Key Stage 1				Key Stage 2				Key Stage 3				Key Stage 4				Key Stage 5				Sub Total		Percentage							
	BN		N		LKG		UKG		GR1		GR2		GR3		GR4		GR5		GR6		GR7		GR8		GR9		GR10		GR11		GR12		M	F	M	F
	M	F	M	F	M	F	M	F	M	F	M	F	M	F	M	F	M	F	M	F	M	F	M	F	M	F	M	F	M	F	M	F				
Bodufolhudhoo			7	5	2	3	11	4	14	6	5	8	12	13	3	11	6	6	8	11	6	4	10	11	12	9	7	8					103	99	50.99	49.01
Feridhoo					1	3	6	5	5	7	2	6	10	4	9	3	2	3	6	6	6	3	4	4	10	2	5	5					66	51	56.41	43.59
Himandhoo	5	3	7	9	6	5	7	5	8	6	15	6	8	9	12	8	11	10	6	12	7	11	2	4	19	7	8	1					121	96	55.76	44.24
Maalhos	3	6	6	5	5	5	9	3		8	7	7	5	7	4	7	8	2	6	3	5	7	1	5	5	4	7					68	77	46.90	53.10	
Mathiveri	9	3	10	8	6	8	9	4	9	7	8	13	8	7	12	11	7	4	8	10	11	7	8	12	9	8	10	10					124	112	52.54	47.46
Rasdhoo	9	7	27	18	6	5	12	11	9	11	9	13	14	6	11	8	16	7	11	6	13	14	14	9	7	5	12	11					170	131	56.48	43.52
Thoddoo	12	4	15	12	7	16	15	22	13	19	21	19	14	24	21	11	24	16	25	10	20	19	15	15	12	15	19	13	2	8	3	2	238	225	51.40	48.60
Ukulhas					9	8	13	6	13	8	10	26	12	10	11	14	6	16	26	20	17	11	14	11	17	16	16	16	14	14	7	4	185	180	50.68	49.32
Atoll Total	38	23	72	57	42	53	82	60	71	72	77	98	83	80	83	73	80	64	96	78	85	76	68	71	91	67	81	71	16	22	10	6	1,075	971	52.54	47.46



Student Enrolment by Grade in Alifu Dhaalu Atoll

2024

Enrolment in Alifu Dhaalu Atoll Islands - as of Nov 2024

Island	Pre K		Kindergarten				Key Stage 1				Key Stage 2				Key Stage 3				Key Stage 4				Key Stage 5				Sub Total		Percentage							
	BN		N		LKG		UKG		GR1		GR2		GR3		GR4		GR5		GR6		GR7		GR8		GR9						GR10		GR11		GR12	
	M	F	M	F	M	F	M	F	M	F	M	F	M	F	M	F	M	F	M	F	M	F	M	F	M	F	M	F	M	F	M	F	M	F		
Dhan'gethi	5	6	3	1	9	6	4	3	5	7	12	11	11	11	9	15	18	7	9	9	7	8	11	2	3	8	10	9					116	103	52.97	47.03
Dhidhdhoo					2		1	2					2			1			1	3	1		1				1	1					9	7	56.25	43.75
Dhigurah	4	5	6	1	2	1	6	6	3	2	4	4	7	7	6	3	7	4	2	7	7	9	5	6	4	4	3					66	59	52.80	47.20	
Fenfushi					9	12	10	11	9	7	8	5	15	20	11	7	15	6	8	15	14	14	10	3	10	15	10	6					129	121	51.60	48.40
Hagnaameedhoo					1	4	3	4	4	6	6	5	7	6	3	4	6	4	9	6	9	2	4	5	5	5	4	4					61	55	52.59	47.41
Kun'burudhoo			2	7	7	1	6	4	2	5	10	5	6	5	4	4	1	3	2	4	7	3	9	6	10	5	5	7					71	59	54.62	45.38
Maamingili	14	14	17	14	15	16	24	23	18	16	41	25	33	37	27	25	19	16	27	24	22	18	22	25	22	17	32	17					333	287	53.71	46.29
Mahibadhoo	18	23	37	42	23	6	16	27	28	27	19	33	34	28	22	28	20	24	33	14	26	24	30	27	25	19	23	19	6	11	1	8	361	360	50.07	49.93
Mandhoo			1	2		3	2	1			5	6	3	2	4	4	3	2	1	6	2	2	2		6	2	1	2					30	32	48.39	51.61
Omadhoo	7	8	8	8	5	10	14	9	13	13	6	9	12	14	13	18	13	10	8	14	16	8	12	12	2	8					129	141	47.78	52.22		
Atoll Total	48	56	74	75	73	59	86	90	82	83	111	103	130	130	99	109	102	76	100	102	111	88	106	86	87	83	89	65	6	11	1	8	1,305	1,224	51.60	48.40



Student Enrolment by Grade in Vaavu and Meemu Atoll

2024

Enrolment in Vaavu Atoll Islands - as of Nov 2024

Enrolment in Vaavu Atoll Islands - as of Nov 2024																																					
Island	Pre K				Kindergarten				Key Stage 1				Key Stage 2				Key Stage 3				Key Stage 4				Key Stage 5				Sub Total		Percentage						
	BN		N		LKG		UKG		GR1		GR2		GR3		GR4		GR5		GR6		GR7		GR8		GR9		GR10						GR11		GR12		
	M	F	M	F	M	F	M	F	M	F	M	F	M	F	M	F	M	F	M	F	M	F	M	F	M	F	M	F	M	F	M	F	M	F	M	F	M
Felidhoo					2	2	2	5	6	5	10	6	6	6	5	5	9	3	7	3	5	9	5	6	6	6	7	4					70	60	53.85	46.15	
Fulidhoo	2	3	6	10		1	4		1	2	1	3	2		5		2	1	4	3	2	5	2	1	1		2	1					34	30	53.13	46.88	
Keyodhoo	4	2	6	5	5	8	5	3	6	4	9	12	7	14	7	11	13	6	5	7	9	7	5	12	6	2	14	9	5	6	3	4	109	112	49.32	50.68	
Rakeedhoo																																	0	0	0	0.00	
Thinadhoo									1																							1		100.00	0.00		
Atoll Total	6	5	12	15	7	11	11	8	14	11	20	21	15	20	17	16	24	10	16	13	16	21	12	19	13	8	23	14	5	6	3	4	214	202	51.44	48.56	

Enrolment in Meemu Atoll Islands - as of Nov 2024

Enrolment in Meemu Atoll Islands - as of Nov 2024																																					
Island	Pre K				Kindergarten				Key Stage 1				Key Stage 2				Key Stage 3				Key Stage 4				Key Stage 5				Sub Total		Percentage						
	BN		N		LKG		UKG		GR1		GR2		GR3		GR4		GR5		GR6		GR7		GR8		GR9		GR10						GR11		GR12		
	M	F	M	F	M	F	M	F	M	F	M	F	M	F	M	F	M	F	M	F	M	F	M	F	M	F	M	F	M	F	M	F	M	F	M	F	M
Dhiggaru	11	6	6	12	7	5	13	13	10	7	6	7	22	6	9	11	14	14	5	14	9	14	8	16	17	13	15	14	4	6	5	9	161	167	49.09	50.91	
Kolhufushi	2	7	5	8	8	6	2	5	2	7	5	5	11	10	6	10	10	8	6	4	6	7	9	8	6	6	12	11	4	4			94	106	47.00	53.00	
Maduvvari					3	1	4	5	2	5	2			3	4	1	2	3	1	4	2	1	4	1	2	2	5	1					31	27	53.45	46.55	
Mulah	7	9	11	16	11	8	15	15	20	19	14	9	12	10	12	12	13	12	12	11	17	11	13	16	9	18	16	11	1	4	5	13	188	194	49.21	50.79	
Muli	1	1	6	7	2	4	9	7	8	6	5	3	10	13	9	11	9	10	11	13	6	7	16	11	9	13	15	10	8	13		6	124	135	47.88	52.12	
Naalaafushi			3	4	3	2	5	2		2	9	4	3	5	4	4	2	4	7	2	3	2	1										40	31	56.34	43.66	
Raiymandhoo								1	3		1			1			1																5	2	71.43	28.57	
Veyvah					3	4	7	1	1		4		4	2	2	1	3	3	7	1	3		4	3	5	5							43	20	68.25	31.75	
Atoll Total	21	23	31	47	37	30	55	49	46	46	46	28	62	50	46	50	54	54	49	49	46	42	55	55	48	57	63	47	17	27	10	28	686	682	50.15	49.85	



Student Enrolment by Grade in Faafu and Dhaalu Atoll

2024

Enrolment in Faafu Atoll Islands - as of Nov 2024																																				
Island	Pre K				Kindergarten				Key Stage 1						Key Stage 2						Key Stage 3				Key Stage 4				Key Stage 5				Sub Total		Percentage	
	BN		N		LKG		UKG		GR1		GR2		GR3		GR4		GR5		GR6		GR7		GR8		GR9		GR10		GR11		GR12					
	M	F	M	F	M	F	M	F	M	F	M	F	M	F	M	F	M	F	M	F	M	F	M	F	M	F	M	F	M	F	M	F	M	F	M	F
Bileiydhoo	4	7	9	4	6	8	13	11	18	10	9	11	16	15	14	9	14	7	10	13	11	10	11	13	10	5			1	4	3	2	149	129	53.60	46.40
Dharan'boodhoo					3	1	2	3	5	3	5	8	6	5	9	10	12	4	6	7	6	4	4	4	6	5	10	3					74	57	56.49	43.51
Feeali					10	2	9	7	12	13	15	12	11	16	16	7	12	11	12	17	11	8	8	11	13	11	4	16					133	131	50.38	49.62
Magoodhoo	9	8	12	7	9	4	6	6	15	8	13	10	9	10	12	7	9	12	10	8	8	3	12	8	6	13	8	6					138	110	55.65	44.35
Nilandhoo					10	17	28	24	21	29	17	19	34	29	25	18	21	24	24	14	25	23	15	19	22	17	24	17	5	20	8	22	279	292	48.86	51.14
Atoll Total	13	15	21	11	38	32	58	51	71	63	59	60	76	75	76	51	68	58	62	59	61	48	50	55	57	51	46	42	6	24	11	24	773	719	51.81	48.19

Enrolment in Dhaalu Atoll Islands - as of Nov 2024																																				
Island	Pre K				Kindergarten				Key Stage 1						Key Stage 2						Key Stage 3				Key Stage 4				Key Stage 5				Sub Total		Percentage	
	BN		N		LKG		UKG		GR1		GR2		GR3		GR4		GR5		GR6		GR7		GR8		GR9		GR10		GR11		GR12					
	M	F	M	F	M	F	M	F	M	F	M	F	M	F	M	F	M	F	M	F	M	F	M	F	M	F	M	F	M	F	M	F	M	F	M	F
Ban'didhoo	10		8		2	3	9	3	4	2	7	6	13	8	3	9	5	7	7	12	4	10	7	7	11	6	3	4					93	77	54.71	45.29
Hulhudheli	2	6	5	11	3	4	3	5	15	6	9	12	9	9	8	9	9	6	6	8	8	8	6	6	9	6	9	5					101	101	50.00	50.00
Kudahuvadhoo					12	17	34	34	29	36	23	26	46	37	33	29	25	30	42	31	35	39	26	36	39	34			9	13	3	14	356	376	48.63	51.37
Maanen'boodhoo			3	3	7	6	3	8	8	5	9	4	7	6	7	5	4	3	4	6	4	3	4	7	10	12	3	5					73	73	50.00	50.00
Meedhoo	7	7	5	3	6	6	7	5	15	12	12	7	8	7	9	3	7	7	18	6	11	10	10	10	5	11	12	6	2	1	2	4	136	105	56.43	43.57
Rin'budhoo					2	1	3	3	4	2	3	4		4		6	1	4	3	3	1	3	4	1	5	3	3	3					29	37	43.94	56.06
Atoll Total	19	13	21	17	32	37	59	58	75	63	63	59	83	71	60	61	51	57	80	66	63	73	57	67	79	72	30	23	11	14	5	18	788	769	50.61	49.39



Student Enrolment by Grade in Thaa Atoll

2024

Enrolment in Thaa Atoll Islands - as of Nov 2024

Island	Pre K		Kindergarten				Key Stage 1				Key Stage 2				Key Stage 3				Key Stage 4				Key Stage 5				Sub Total		Percentage							
	BN		N		LKG		UKG		GR1		GR2		GR3		GR4		GR5		GR6		GR7		GR8		GR9						GR10		GR11		GR12	
	M	F	M	F	M	F	M	F	M	F	M	F	M	F	M	F	M	F	M	F	M	F	M	F	M	F	M	F	M	F	M	F	M	F		
Buruni	7	1	2	3	3	1	5	5	5	4	3	3	3	6	7	4	5	2	7	7	5	4	6	6	1	4	1	3					60	53	53.10	46.90
Dhiyamigili	7	7	17	14	4	5	11	5	11	11	10	6	9	5	6	5	8	11	7	11	9	6	8	10	7	7	7	7					121	110	52.38	47.62
Gaadhiffushi	1	1	1	2	2	4		6	2	4	3	2	2	2	2	5	2	1	3	3	1	2	2	4	2	1	3	3					26	40	39.39	60.61
Guraidhoo			9	12	15	6	13	17	15	8	11	17	13	16	15	10	16	10	12	16	12	17	14	14	11	8	11	13	9	6	4	6	180	176	50.56	49.44
Hirilandhoo	6	8	5	15	7	4	9	7	11	4	7	8	16	7	9	8	12	13	9	7	8	5	15	5	11	10	14	5					139	106	56.73	43.27
Kan'doodhoo					3	1	2	4	4	3	4	8	5	6	3	2	9	4	6	4	4	5	9	8	7	4	6	5					62	54	53.45	46.55
Kin'bidhoo	2	5	6	3			11	5	5	4	8	7	14	11	8	12	7	5	12	2	13	5	13	10	5	10	12	11					116	90	56.31	43.69
Madifushi			3	5	5	2	14	5	5	16	6	12	8	13	15	8	5	10	9	8	6	12	11	13	10	10	3	6					100	120	45.45	54.55
Omadhoo							2	6	4	8	3	6	4	3	2	2	7	4	1	4	9	3	4	3	3	6	5	3					44	48	47.83	52.17
Thimarafushi	8	7	9	7	20	16	22	19	11	7	12	14	12	10	7	12	8	12	13	7	8	14	13	9	10	11	6	11					159	156	50.48	49.52
Vandhoo					4		5	3	4	2	3	1	4	1	4	3		1	1	7	5	3	3	2	1	2	6	4					40	29	57.97	42.03
Veymandoo	5	3	11	7	5	7	25	22	9	6	16	13	16	14	16	17	18	12	13	13	17	18	17	11	15	16	17	14	5	7	1	5	206	185	52.69	47.31
Vilufushi	3	6	7	11	2	6	12	11	10	13	18	11	15	16	5	10	9	16	11	9	14	9	15	13	17	9	4	11	7	7	3	6	152	164	48.10	51.90
Atoll Total	39	38	70	79	70	52	131	115	96	90	104	108	121	110	99	98	106	101	104	98	111	103	130	108	100	98	95	96	21	20	8	17	1,405	1,331	51.35	48.65



Student Enrolment by Grade in Laamu Atoll

2024

Enrolment in Laamu Atoll Islands - as of Nov 2024																																				
Island	Pre K				Kindergarten				Key Stage 1						Key Stage 2						Key Stage 3				Key Stage 4				Key Stage 5				Sub Total		Percentage	
	BN		N		LKG		UKG		GR1		GR2		GR3		GR4		GR5		GR6		GR7		GR8		GR9		GR10		GR11		GR12					
	M	F	M	F	M	F	M	F	M	F	M	F	M	F	M	F	M	F	M	F	M	F	M	F	M	F	M	F	M	F	M	F	M	F		
Dhan'bidhoo	6	4	12	12	5	4	3	6	8	7	6	4	7	15	6	6	11	6	5	4	6	3	6	6	4	2	5	6					90	85	51.43	48.57
Fonadhoo	23	17	22	21	25	17	27	34	24	23	35	29	27	36	43	30	29	26	33	27	35	22	34	23	32	22	30	27	14	22	11	14	444	390	53.24	46.76
Gan	25	21	49	56	27	28	49	48	46	45	42	54	63	43	51	37	49	38	40	51	59	41	44	42	41	46	54	51	20	17	5	18	664	636	51.08	48.92
Hithadhoo					2	6	11	7	8	9	10	16	8	12	18	12	13	6	9	10	6	12	10	4	8	5	9	11					112	110	50.45	49.55
Isdhoo	4	10	10	11	8	4	7	9	10	12	9	7	12	7	5	8	10	6	9	5	8	8	11	11	6	4	10	8					119	110	51.97	48.03
Kalaidhoo	1	2	7	5	4	4	10	5	9	2	6	8	7	7	4	2	10	7	9	5	3	4	6	5	10	10	5	6					91	72	55.83	44.17
Kunahandhoo	5	1	2	5	6	2	4	6	3	7	6	3	2	3	13	8	11	8	4	2	8	8	5	4	5	3	5	6					79	66	54.48	45.52
Maabaidhoo	1	6	2	4	5	3	4	3	5	3	6	6	6	3	3	5	5	5	7	3	9	4	4	2	8	3	5	4					70	54	56.45	43.55
Maamendhoo	7	7	8	7	4	8	9	11	5	4	6	5	10	8	9	2	5	5	8	5	8	4	6	9	8	5	7	10					100	90	52.63	47.37
Maavah	8	3	4	6	7	11	9	11	11	9	19	15	24	12	15	10	16	12	14	17	12	15	19	8	12	13	15	18	1		2	3	188	163	53.56	46.44
Mundoo				1	1		1	2	3	4	3	2	2	1	1	1		3	2	1	1	1	2	1			2	1					18	18	50.00	50.00
Atoll Total	80	71	116	128	94	87	134	142	132	125	148	149	168	147	168	121	159	122	140	130	155	122	147	115	134	113	147	148	35	39	18	35	1,975	1,794	52.40	47.60



Student Enrolment by Grade in Gaafu Alifu Atoll 2024

Enrolment in Gaafu Alifu Atoll Islands - as of Nov 2024

Island	Pre K		Kindergarten				Key Stage 1				Key Stage 2				Key Stage 3				Key Stage 4				Key Stage 5				Sub Total		Percentage							
	BN		N		LKG		UKG		GR1		GR2		GR3		GR4		GR5		GR6		GR7		GR8		GR9		GR10		GR11		GR12		M	F	M	F
	M	F	M	F	M	F	M	F	M	F	M	F	M	F	M	F	M	F	M	F	M	F	M	F	M	F	M	F	M	F	M	F				
Dhaandhoo	4	7	8	7	11	12	4	9	10	8	13	11	7	7	10	8	9	6	8	9	8	10	10	6	12	8	8	6	8	4	5	2	135	120	52.94	47.06
Dheevadhoo	5		4	3	1	5	3	2	2	3		4	3	6	3	3	6		4	2	3	2	4	4	2	1	4	6					44	41	51.76	48.24
Gemanafushi	3	5	7	12	14	7	24	8	11	19	17	10	13	21	14	13	13	11	21	17	17	10	13	14	9	9	18	15					194	171	53.15	46.85
Kan'duhulhudhoo					6	3	9	1	4	5	10	9	5	3	6	6	3	6	4	8	6	5	9	5	1	5	4	4					67	60	52.76	47.24
Kolamafushi					3	5	5	5	6	11	6	1	7	11	3	5	8	4	7	3	3	7	6	5	4	4	7	4					65	65	50.00	50.00
Kon'dey	1	1	4	6	1	5	3	8	2	3	4	4	4		2	7	2	1		3	5	1		1		1	2					33	38	46.48	53.52	
Maamendhoo					4	6	13	12	7	10	11	11	13	17	9	15	10	2	10	8	14	12	11	10	13	5	14	16			1		130	124	51.18	48.82
Nilandhoo			3	4	3	4	1	3	3	2	8	6	4	4	5	4	3	1	2	4	3	3	5	6	2	5		8					42	54	43.75	56.25
Vilin'gili	19	14	14	17	14	19	28	18	38	28	31	25	30	27	35	24	31	31	29	33	26	24	28	23	27	22	28	20	9	15	7	12	394	352	52.82	47.18
Atoll Total	32	27	40	49	57	66	90	66	83	89	100	81	86	96	85	80	90	63	86	84	83	78	87	73	71	59	84	81	17	19	13	14	1,104	1,025	51.86	48.14



Student Enrolment by Grade in Gaafu Dhaalu and Gnaviyani Atoll 2024

Enrolment in Gaafu Dhaalu Atoll Islands - as of Nov 2024

Enrolment in Gaafu Dhaalu Atoll Islands - as of Nov 2024																																				
Island	Pre K				Kindergarten				Key Stage 1				Key Stage 2				Key Stage 3				Key Stage 4				Key Stage 5				Sub Total		Percentage					
	BN		N		LKG		UKG		GR1		GR2		GR3		GR4		GR5		GR6		GR7		GR8		GR9		GR10						GR11		GR12	
	M	F	M	F	M	F	M	F	M	F	M	F	M	F	M	F	M	F	M	F	M	F	M	F	M	F	M	F	M	F	M	F	M	F		
Faresmaathodaa			7	7	4	4	2	5	13	5	7	7	8	13	10	10	8	9	10	7	11	12	5	5	7	5	9	10					101	99	50.50	49.50
Fiyoaree					3	1	5	8	8	6	5	7	10	10	7	4	8	5	12	4	3	5	12	9	3	7	8	6					84	72	53.85	46.15
Gadhdhoo					12	8	10	10	9	17	7	13	15	19	14	13	14	13	15	7	15	9	13	11	9	11	15	13	4	2	2	5	154	151	50.49	49.51
Hoan'dedhdhoo					5	4	9	6	7	6	6	7	12	11	11	8	9	9	9	6	18	10	11	4	11	9	12	16					120	96	55.56	44.44
Madaveli					7	11	12	13	10	11	18	19	15	10	13	9	10	13	8	12	16	8	12	18	18	17	7	14					146	155	48.50	51.50
Nadella					5	2	9	8	4	5	5	8	15	5	6	10	6	6	6	1	10	7	7	8	3	6	11	3					87	69	55.77	44.23
Rathafandhoo			3	4	6	5	2	5	9	1	4	5	5	2	7	4	4	2	4	5	3	3	2	2	4	2	5	2					58	42	58.00	42.00
Thinadhoo	23	34	50	50	42	54	50	48	45	46	61	53	58	77	57	56	58	39	65	48	75	52	52	53	56	47	56	58	4	7	8	14	760	736	50.80	49.20
Vaadhoo					4	4	1	7	5	2	8	6	4	7	4	4	7	5	3	2	3	4	6	3	2	6	3					50	50	50.00	50.00	
Atoll Total	23	34	60	61	84	93	103	104	112	102	115	127	144	151	132	118	121	103	134	93	153	109	118	116	114	106	129	125	8	9	10	19	1,560	1,470	51.49	48.51

Enrolment in Gnaviyani Atoll Islands - as of Nov 2024

Enrolment in Gnaviyani Atoll Islands - as of Nov 2024																																				
Island	Pre K				Kindergarten				Key Stage 1				Key Stage 2				Key Stage 3				Key Stage 4				Key Stage 5				Sub Total		Percentage					
	BN		N		LKG		UKG		GR1		GR2		GR3		GR4		GR5		GR6		GR7		GR8		GR9		GR10						GR11		GR12	
	M	F	M	F	M	F	M	F	M	F	M	F	M	F	M	F	M	F	M	F	M	F	M	F	M	F	M	F	M	F	M	F	M	F		
Fuvammulah	42	48	56	73	67	67	94	96	51	80	95	84	98	105	100	84	92	87	107	106	100	80	99	81	117	108	101	110	21	40	16	31	1,256	1,280	49.53	50.47
Atoll Total	42	48	56	73	67	67	94	96	51	80	95	84	98	105	100	84	92	87	107	106	100	80	99	81	117	108	101	110	21	40	16	31	1,256	1,280	49.53	50.47



Student Enrolment by Grade in Seenu Atoll and Greater Malé Region

2024

Enrolment in Seenu Atoll Islands - as of Nov 2024

Enrolment in Seenu Atoll Islands - as of Nov 2024																																				
Island	Pre K				Kindergarten				Key Stage 1						Key Stage 2						Key Stage 3				Key Stage 4				Key Stage 5				Sub Total		Percentage	
	BN		N		LKG		UKG		GR1		GR2		GR3		GR4		GR5		GR6		GR7		GR8		GR9		GR10		GR11		GR12					
	M	F	M	F	M	F	M	F	M	F	M	F	M	F	M	F	M	F	M	F	M	F	M	F	M	F	M	F	M	F	M	F	M	F	M	F
Feydhoo			7	4	12	12	10	11	15	19	17	19	31	27	27	25	28	22	36	19	31	17	35	28	20	21	18	21					287	245	53.95	46.05
Hithadhoo	49	52	91	89	111	79	129	113	123	98	97	102	144	135	122	141	124	125	131	127	119	106	138	97	131	129	136	140	100	132	68	82	1,813	1,747	50.93	49.07
Meedhoo	3	4	15	8	13	9	24	20	14	20	27	17	24	29	21	17	25	22	26	20	22	21	23	25	20	31	28	26					285	269	51.44	48.56
Maradhoo					13	10	21	19	19	19	31	34	32	33	36	28	28	26	30	32	23	26	33	29	27	30	27	32					320	318	50.16	49.84
Atoll Total	52	56	113	101	149	110	184	163	171	156	172	172	231	224	206	211	205	195	223	198	195	170	229	179	198	211	209	219	100	132	68	82	2,705	2,579	51.19	48.81

Enrolment in Greater Malé Region - as of Nov 2024

Enrolment in Greater Malé Region - as of Nov 2024																																				
Island	Pre K				Kindergarten				Key Stage 1						Key Stage 2						Key Stage 3				Key Stage 4				Key Stage 5				Sub Total		Percentage	
	BN		N		LKG		UKG		GR1		GR2		GR3		GR4		GR5		GR6		GR7		GR8		GR9		GR10		GR11		GR12					
	M	F	M	F	M	F	M	F	M	F	M	F	M	F	M	F	M	F	M	F	M	F	M	F	M	F	M	F	M	F	M	F	M	F		
Hulhumalé	245	240	324	342	252	225	356	324	311	247	275	296	285	297	221	186	200	183	206	173	181	176	131	129	107	89	24	25	246	325	231	251	3,595	3,508	50.61	49.39
Malé	433	502	676	602	604	578	770	756	1,015	901	1,120	1,110	1,355	1,310	1,140	1,150	1,206	1,118	1,301	1,243	1,366	1,211	1,340	1,260	1,293	1,345	1,394	1,307	599	676	419	560	16,031	15,629	50.63	49.37
Vilin'gili	17	29	20	19	26	20	34	28	38	32	33	28	44	44	33	31	32	32	30	26	34	41	29	23	29	43	22	25					421	421	50.00	50.00
Atoll Total	695	771	1,020	963	882	823	1,160	1,108	1,364	1,180	1,428	1,434	1,684	1,651	1,394	1,367	1,438	1,333	1,537	1,442	1,581	1,428	1,500	1,412	1,429	1,477	1,440	1,357	845	1,001	650	811	20,047	19,558	50.62	49.38



Schools, Student Enrolment, and Teacher Distribution by Locality

2024

Schools, Student Enrolment, and Teacher Distribution by Locality - as of Nov 2024

Locality	Schools			Students			Teachers				
	Enrol. Less than 500	Enrol. Greater than or equal to 500	Total	Male	Female	Total	Local		Expat		Total
							Male	Female	Male	Female	
Greater Malé Region	18	26	44	20,047	19,558	39,605	251	2,732	269	260	3,512
Haa Alifu	21	2	23	2,077	1,977	4,054	10	167	35	49	261
Haa Dhaalu	19	4	23	3,014	3,137	6,151	95	473	70	71	709
Shaviyani	21	2	23	1,981	1,888	3,869	133	307	68	53	561
Noonu	25		25	1,718	1,662	3,380	66	354	49	54	523
Raa	24	2	26	2,395	2,341	4,736	134	395	77	66	672
Baa	21	1	22	1,410	1,384	2,794	54	271	63	66	454
Lhaviyani	4	2	6	1,059	1,067	2,126	32	154	27	30	243
Kaafu	15	1	16	1,707	1,531	3,238	48	229	57	42	376
Alifu Alifu	13		13	1,075	971	2,046	49	177	32	40	298
Alifu Dhaalu	14	2	16	1,305	1,224	2,529	32	238	53	25	348
Vaavu	7		7	214	202	416	4	50	9	21	84
Meemu	12		12	686	682	1,368	30	136	36	45	247
Faafu	6	1	7	773	719	1,492	52	110	18	19	199
Dhaalu	8	1	9	788	769	1,557	42	160	24	24	250
Thaa	21		21	1,405	1,331	2,736	74	277	63	63	477
Laamu	22	2	24	1,975	1,794	3,769	73	353	68	62	556
Gaafu Alifu	13	1	14	1,104	1,025	2,129	36	210	41	47	334
Gaafu Dhaalu	14		14	1,560	1,470	3,030	26	284	65	64	439
Gnaviyani	5	2	7	1,256	1,280	2,536	21	254	20	20	315
Seenu	8	4	12	2,705	2,579	5,284	54	474	85	63	676
Atolls Total	293	27	320	30,207	29,033	59,240	1,065	5,073	960	924	8,022
Nationwide Total	311	53	364	50,254	48,591	98,845	1,316	7,805	1,229	1,184	11,534



Teaching for Sustainable Development

- ✕ MoEduMV
- 🌐 www.moe.gov.mv
- 📷 @moedu_mv
- 📘 Ministry of Education - Republic of Maldives



Ministry of Education
Republic of Maldives